

I. Population and Area

Table I.1 Total Population, Population Density and Proportion of Urban and Rural Population in Turkey

	1950	1960	1970	1980	1990	2000	2005
Total Population (Thousand People)*	20.947	27.755	35.605	44.737	56.473	67.804	72.065
Population Density (people per sq km)	27,2	36,1	46,3	58,1	73,4	88,1	93,6
Urban Population (%)**	25,0	31,9	38,5	43,9	59,0	64,9	67,3
Rural Population (%)	75,0	68,1	61,6	56,1	41,0	35,1	32,7

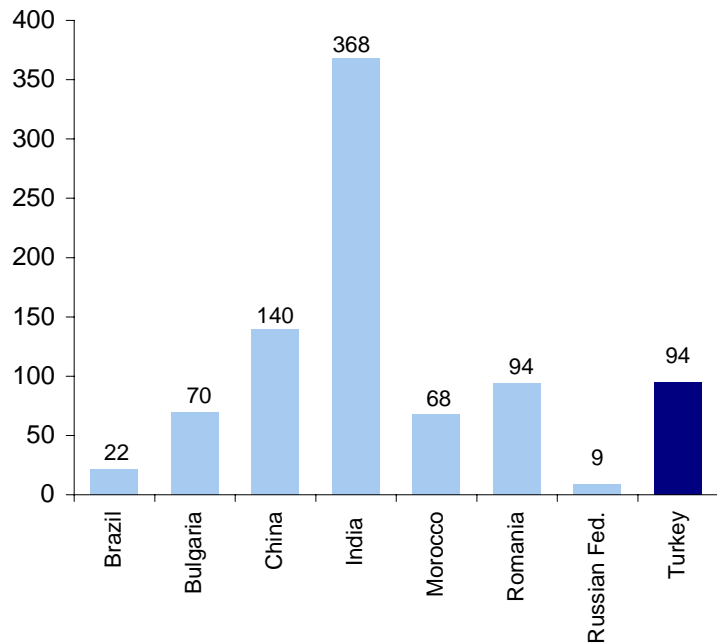
** Figures for 1950 through 1990 are census date figures.*

From 2000 onward estimates for mid-year are given.

*** Urban refers to cities with population of 20,000 or more.*

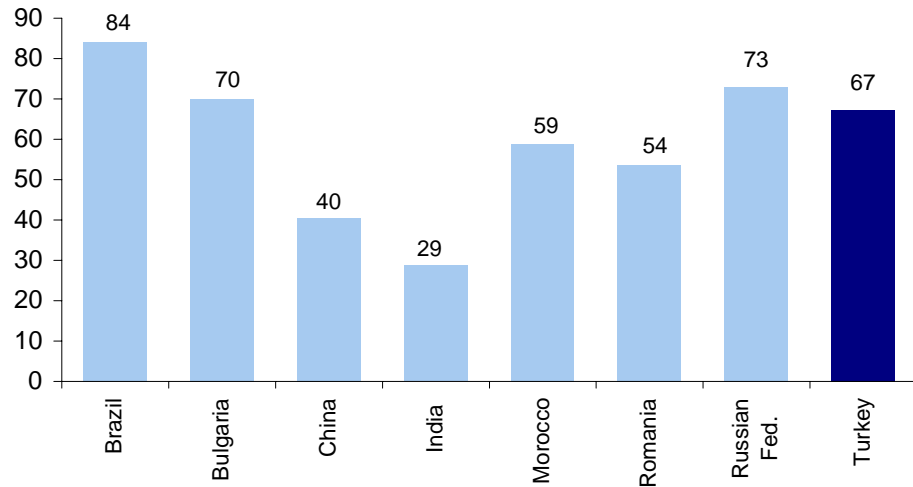
Source: Turkish Statistical Institute

Chart I.1 Population Density (people per sq km), 2005



Source: World Bank, World Development Indicators Database

Chart I.2 Urban Population as % of Total Population, 2005



Source: World Bank, World Development Indicators Database

Table I.2 Average Annual Population Growth, Age Groups and Life Expectancy at Birth

	Average Annual Growth Rate (%) 1995-2005	Age Groups % of Total, 2005			Life Expectancy Years, 2004
		0-14	15-64	65+	
Brazil	1,4	27.9	66.0	6.1	70.9
Bulgaria	-0,8	13.8	69.4	16.8	72.4
China	0,8	21.4	71.0	7.6	71.4
India	1,6	32.1	62.7	5.3	63.5
Morocco	1,3	31.1	64.1	4.8	70.1
Romania	-0,4	15.4	69.8	14.8	71.3
Russian Fed.	-0,3	15.3	70.9	13.8	65.2
Turkey	1,6	29.2	65.4	5.4	69.9

Source: World Bank, World Development Indicators Database

Chart I.3 Average Annual Population Growth Rate (1995-2005) (%)

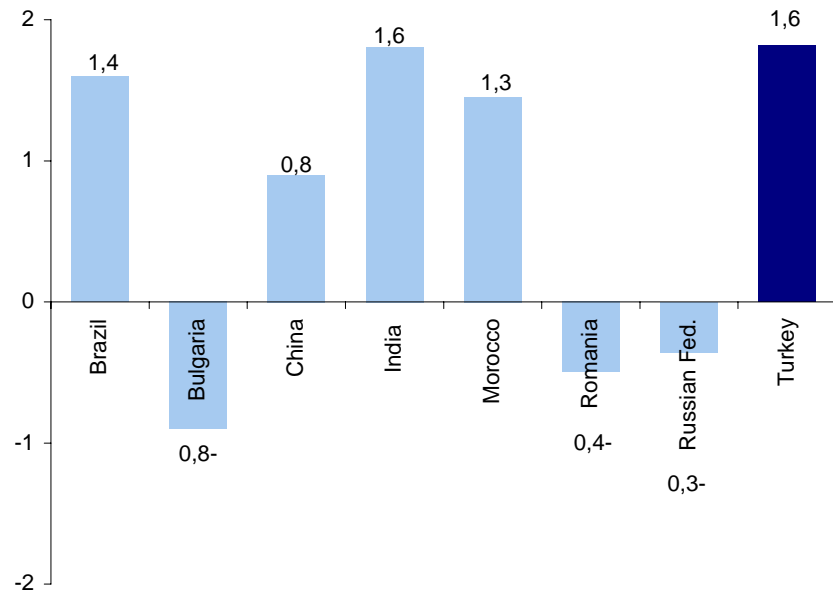
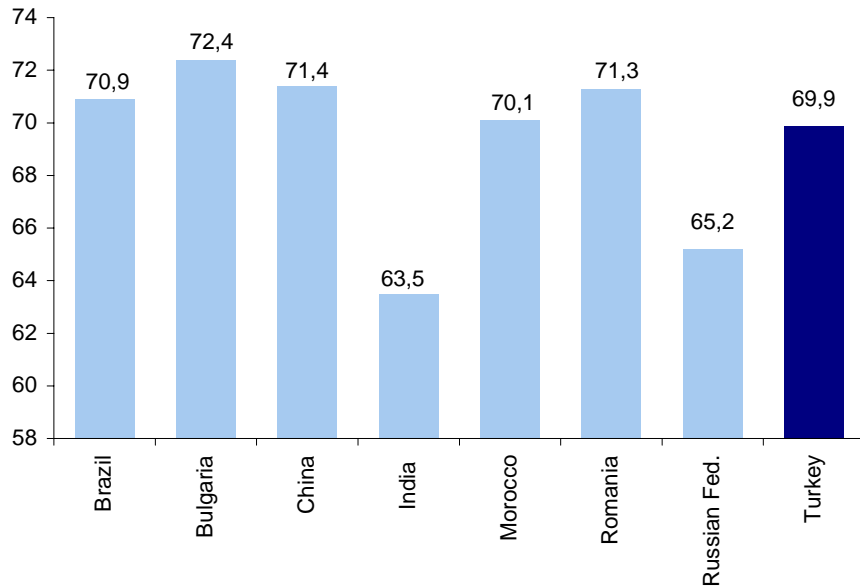
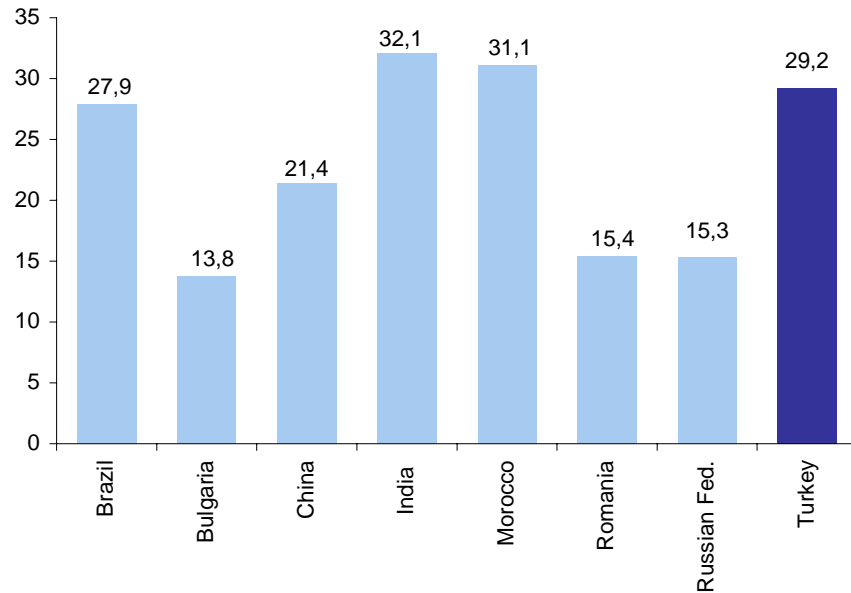


Chart I.4 Life Expectancy at Birth, 2004



Source: World Bank, World Development Indicators Database

Chart I.5 (0-14) Age Group in Total Population, % Share, 2005



Source: World Bank, World Development Indicators Database

Table I.3 Agricultural and Forest Land in Turkey, 2004

	('000 hectares)	%
Field Area	23.063	29,4
Area sown	18.107	23,1
Fallow area	4.956	6,3
Vegetable Gardens	805	1,0
Vineyards	520	0,7
Orchards	1.558	2,0
Olive Groves	644	0,8
Forests	21.189	27,0
Other	7.514	9,6
Total	78.356	100,0

Source: Turkish Statistical Institute